

# Borghi Antichi

## ANTICHE ABBAZIE

GRES PORCELLANATO  
PORCELAIN STONEWARE  
GRÈS CÉRAMÉ  
FEINSTEINZEUG



R9

HD

FORMATI • SIZES  
FORMATS • FORMATE



GRAFICHE  
PRINTINGS 40

31x31 12"x12"



BORGHİ ANTICHI SPELLO 31x31



## DERUTA SENANQUE



**EE2010** 21,00 €/mq  
Deruta Senanque  
31x31 12"x12"



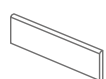
## SPELLO THORONET



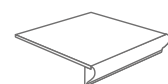
**EE2011** 21,00 €/mq  
Spello Thoronet  
31x31 12"x12"



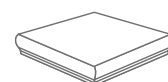
### PEZZI SPECIALI TRIMS



Battiscopa 7,5x31 3,00 €/pz  
**ES1194** Deruta 46  
**ES1195** Spello 46



★ Gradino Frontale Torello Incollato 31x31 6



★ Gradino Angolare Torello Incollato 31x31 2

★ Disponibili solo su ordinazione • Available on demand

BORGHI ANTICHI SPELLO 31x31



**Per l'irregolarità della sua forma questo prodotto non può essere calibrato. Si consiglia una posa con fuga larga tipica dei prodotti rustici.**  
Due to its characteristics and its irregular shape this product cannot be calibrated. It is advisable to use a wide joint, typical for all rustic floorings.

**ATTENZIONE: prodotto stonalizzato, si consiglia di miscelare il materiale durante la posa, prelevando le piastrelle da diverse scatole. I toni sono puramente indicativi e soggetti a continue variazioni.**  
ATTENTION PLEASE: as the characteristic of this product is to be made by many shades as its own peculiarity, we suggest you to mix the material while laying it, by taking the tiles from different boxes. the tonalities are purely indicative and they are exposed to continual variations.

PESI E MISURE / WEIGHT AND SIZES / POIDS ET MESURES / GEWICHTE UND VERPACKUNGEN								
dimensioni sizes dimensions abmessungen	spessore thickness épaisseur stärke	pz/collo pcs/box pc/boite stk/ktn	mq/collo sqm/box m/boite qm/ktn	kg/collo kg/box kg/boite kg/ktn	colli/pallet box/europal boites/europal ktn/europal	mq/pallet sqm/pallet m/pallet qm/pallet	kg/europal kg/europal kg/europal kg/europal	
Fondo 31x31	9 mm	14	1,35	23,00	72	97,20	1675	